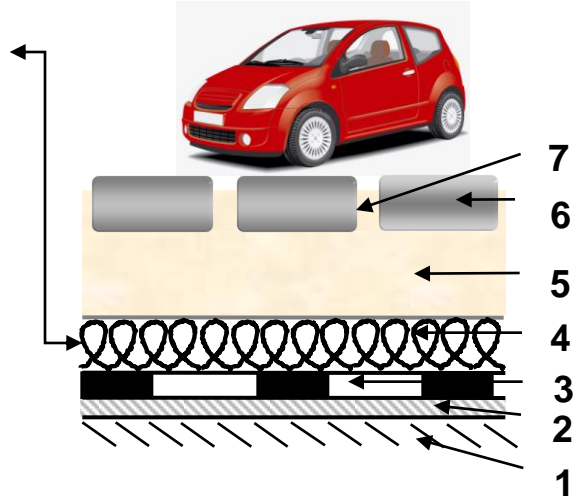


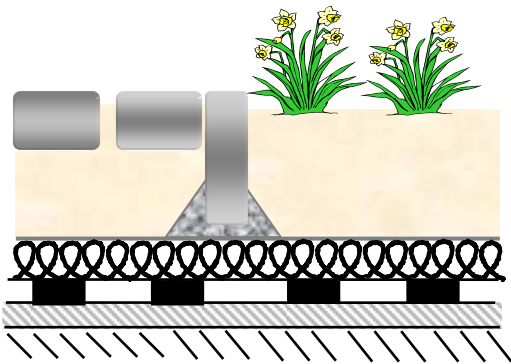
Enkadrain



1. Concrete roof
2. Protection layer
3. Impermeable layer
4. Enkadrain drainage mat
5. Sand/gravel 2-7 mm, 6-15 cm
6. Pavement layer, 6-12 cm
7. Interlock improvement by sand

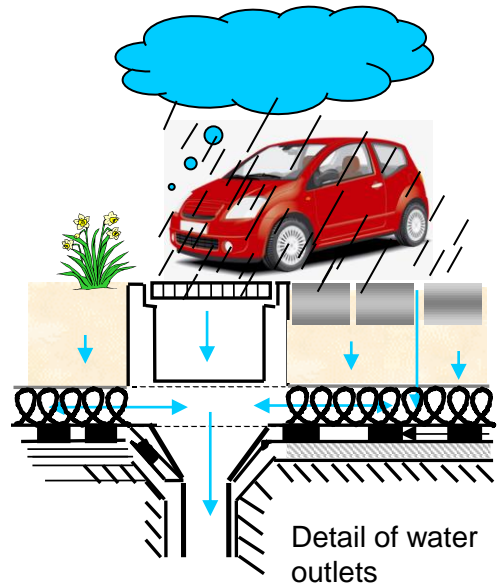


Typical roof construction



Detail of edge construction

The pavement blocks should be restrained at the edges to prevent horizontal block movement caused by wheel loads.



Detail of water outlets

The technical data set forth in this photo leaflet reflect our best knowledge at the time of issue. The photo leaflet is subject to change pursuant to new developments and findings, and a similar reservation applies to the properties of the products described. We do not undertake any liability for results by usage of these products.



Colbond bv
 P.O. Box 9600
 6800 TC Arnhem
 The Netherlands
 Tel.: +31 26 366 4600
 Fax: +31 26 366 5812
 geosynthetics@colbond.com
 www.colbond-geosynthetics.com